



LET'S CELEBRATE

# Advent

DECEMBER 2020





This Book Belongs To: \_\_\_\_\_

Age: \_\_\_\_\_

# Advent

During this season, we want to start preparing our hearts in anticipation for the arrival of our King, Jesus!

As you celebrate the season, add a sticker to the Advent Calendar after you finish each day's activity. You'll begin by creating an Advent wreath ornament. Each week, you'll add a new piece to your wreath and the finished product will be fully decorated. Follow along each day in this activity book for instructions.

## Week One HOPE

*“Behold, the virgin shall conceive and bear a son, and they shall call his name Immanuel”*

*Matthew 1:23*

### November 29 - Advent Sunday

#### **Make the Wreath**

This week, you'll make the basic wreath using the wire hoop, the hanger, and the evergreen decoration. This Christmas season, you can take a few minutes each day to make Christ the focus of your conversation.

**Materials:** - ring, evergreen, name tag with ribbon

**Instructions:** Wrap the evergreen around the wire structure. Add the ribbon tag with your child's name on it to the ornament. Hang the ornament on your tree, in your window, or on your refrigerator.

**Conversation Focus:** In the dark winter months, evergreens are a sign of hope—that spring will soon return. Every year, we celebrate the birth of Jesus at Christmas time. Even in difficult times, we celebrate the hope we have in Jesus.

**Open the Bible and read:** Matthew 1:23

# November 30 - Pray to the God of hope.


## **Family Prayer Time:**

Open your Bible and read Matthew 1:23.

**Say:** *Immanuel* (or *Emmanuel*) means *God with us*. We know that God cares about us. What are your prayer requests? Let's thank God that He is with us and pray for these requests. Pray with your family.

## December 1

Enjoy coloring the page below. How does Jesus bring hope?



## December 2

Celebrate with your family tonight by singing a Christmas carol *O Come, O Come Emmanuel!* (You can follow along using the link on Instagram.)

## December 3

What has God taught you this week about hope?

## December 4

### Make a prayer chain:

- Use the green paper to write words of praise to God.
- Use the red paper to write the names of your neighbors and other people for whom you are praying.

Now, staple each strip linking the pieces together into a chain, and hang it somewhere in your house to remind you to praise God and to pray for others.

## December 5 - Cookie Night

Use the sprinkles and the **DOUGH Holy Night** Family Guide to make some cookies to enjoy and to share with a friend or neighbor.





## Week Two LOVE

*“She will bear a son, and you shall call his name Jesus, for he will save his people from their sins.”*

*—Matthew 1:21*

### December 6

#### **Shrinky Dink Cross**

This week, you'll make a Shrinky Dink cross. If you haven't done this before, it may be helpful to watch a short video about baking your Shrinky Dink plastic. You'll need to punch a hole (with a hole punch) before you bake the plastic.

**Materials:** Shrinky Dink cross, colored pencils and/or Sharpies, a small wire to attach the cross to the ornament

**Instructions:** Preheat the oven to 325 degrees Fahrenheit. Punch a hole in the top of the cross. Write the word Love on the cross with a Sharpie or a dark colored pencil, and color the plastic as you like. Place the cross on a piece of foil and put it on a baking sheet. Bake the shape for about 1-3 minutes. At first, the Shrinky Dink will curl up, but then it will flatten back out. Once it is flattened back out, bake for 30 more seconds. Remove from the oven. Place the small wire through the hole and attach it to the wreath ornament you made in week one.

**Conversation Focus:** Jesus was born in a manger and died on a cross. This doesn't seem like good news, but God's plan was perfect. God loved us so much that He sent His only son to save us from our sins when we put our faith in Jesus.

**Open the Bible and read:** Matthew 1:21

## December 7

### **Family Prayer Time:**

Open your Bible and read Matthew 1:21.

**Say:** Jesus came to earth to make a way for people to turn away from their sins. This shows us how much God loves us. What are your prayer requests? Let's pray for these requests.

Pray with your family. Pray for God to help you love others the way He loves us.

## December 8

Enjoy coloring the page below. How have you shown God's love this year?



## December 9

Celebrate with your family tonight by singing a Christmas carol *O Come All Ye Faithful!* (You can follow along using the link on Instagram.)

## December 10

What has God taught you this week about Love?

## December 11

Read the story about the visit from the wise men from the passage Matthew 2:1-12 or from *The Beginner's Gospel Story Bible*, pages 170-175.

## December 12

God helps birds find their food each day. You can leave some food for the birds, too. Feed the birds with the seeds in your supply packet or add the seeds with some peanut butter to a pinecone, and hang it out on a tree limb as a bird feeder.





# Week Three JOY

And in the same region there were shepherds out in the field, keeping watch over their flock by night. And an angel of the Lord appeared to them, and the glory of the Lord shone around them, and they were filled with great fear. And the angel said to them, “Fear not, for behold, I bring you good news of great joy that will be for all the people. For unto you is born this day in the city of David a Savior, who is Christ the Lord. And this will be a sign for you: you will find a baby wrapped in swaddling cloths and lying in a manger.” And suddenly there was with the angel a multitude of the heavenly host praising God and saying,

“Glory to God in the highest, and on earth peace among those with whom he is pleased!”

When the angels went away from them into heaven, the shepherds said to one another, “Let us go over to Bethlehem and see this thing that has happened, which the Lord has made known to us.”

—Luke 2:8–15

## December 13

**Angel:** Make a paper angel to attach to the wreath ornament.

**Materials:** Angel Ornament sheet in supply packet, scissors, string (optional - crayons and glitter)

**Instructions:** Cut out the angel ornament on the heavy lines. Decorate the ornament if you like. Lock the wings at the slots to create the paper angels. Add the string to the top of the angel head. Attach the angel to the wreath ornament.

**Conversation Focus:** Angels brought the good news of Jesus' birth to the shepherds. They glorified God.

**Open the Bible and read:** Luke 2:8–15

## December 14

### **Family Prayer Time:**

Open your Bible and read Luke 2:8—15.

**Say:** This week we are talking about joy. Let's celebrate together by talking about the good news the angels brought to the shepherds. Why is it good news of great joy?

Pray with your family. Pray for God to help you share joy with someone this week.

## December 15

Enjoy coloring the page below. What makes you joyful?



## December 16

Celebrate with your family tonight by singing a Christmas carol *Joy to the World!* (You can follow along using the link on Instagram.)

## December 17

What has God taught you this week about joy?

## December 18

Wrap a Christmas present with your child and talk about the joy of giving.

## December 19- Family Night

Celebrate the season with a cup of hot chocolate. Be sure to add some whipped cream and sprinkles.





## Week four PEACE

*“For to us a child is born, to us a son is given; and the government shall be upon his shoulder, and his name shall be called Wonderful Counselor, Mighty God, Everlasting Father, Prince of Peace.”*

*—Isaiah 9:6*

### December 20

#### **White Feather**

You will add the white feather to the wreath as you focus on peace.

**Materials:** white feather, wire to attach the feather, dove sticker from the calendar

**Instructions:** Attach the feather to the wreath. Show the child the dove sticker.

**Conversation Focus:** A dove is very special. In the Bible it is a symbol of peace. Jesus is called the Prince of Peace.

**Open the Bible and read:** Isaiah 9:6



## December 21

### **Family Prayer Time:**

Open your Bible and read Isaiah 9:6.

**Say:** This week we are talking about peace. When people are fighting, we can help bring peace. How do you help bring peace?

Pray with your family. Pray for peace as we think about our world.

## December 22

Enjoy coloring the page below. How are you experiencing peace during this Advent season?




## December 23

Celebrate with your family tonight by singing a Christmas carol - *Born is the King!* (You can follow along using the link on Instagram.)

## December 24

Read the Christmas story from Luke 2:1—20 or from *The Beginner's Gospel Story Bible*, pages 160—169. What has God taught you this week about peace?

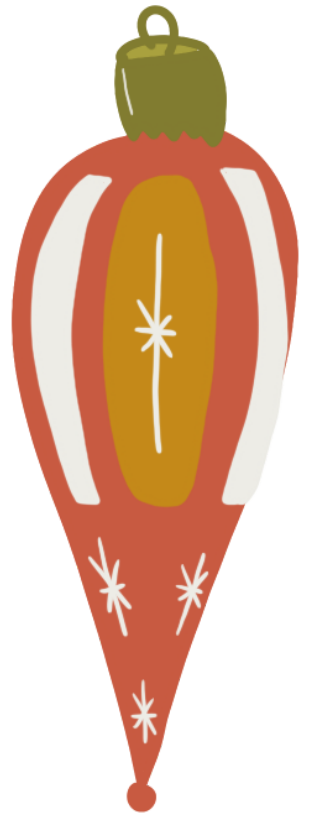

Add the star to the wreath.



## December 25

**Let's Celebrate Christmas!** Light a candle with your family and celebrate.







## LET'S CELEBRATE

"GLORY TO GOD IN THE HIGHEST,  
AND ON EARTH PEACE AMONG THOSE  
WITH WHOM HE IS PLEASED!"  
LUKE 2:14

